

# 1710K-RC




- power to lift






LOADING GROUP HC1/HD4/B3		1710-K1	1710-K2	1710-K3	1710-K4	1710-K5	1710-K6
Type		K-RC					
<b>TECHNICAL DATA</b>							
Load moment	tm	16.1	15.6	15.2	14.8	14.4	14.1
Hydraulic reach	m	6.2	8.3	10.4	12.7	14.9	17.2
Slewing torque	kgm	1794					
Slewing angle	°	400					
Working pressure	bar	330					
Weight excl. stabilizer legs	kg	1370	1510	1650	1785	1905	2000
Weight of stabilizer legs, standard	kg	200					
Pump performance	l/min	50-70					
Oil tank capacity, separate tank	l	90					
Power consumption	kW	27.5-38					
<b>GEOMETRY</b>							
Height above mounting surface	mm	2245					
Width, folded	mm	2500					
Length of crane, no extra valves	mm	825					
Length with 2 extra valves in internal hose reel	m	825					
Single Power Plus link arm system		Basic					
Over-bending on crane	°	15					
Hook height 1 m from column	m	2.8	2.7	2.6	2.5	2.4	2.4
<b>CONTROL MODE</b>							
Radio remote control of crane		Basic					
Manual operation of stabilizer functions		Basic					
Remote control box with HMF InfoCentre		Option					
Remote control box, linear control levers (L) or joysticks (J)		L / J					
Stand-up controls with bracket for radio remote control box		Option					
Top seat on column with bracket for remote control box		Option					
<b>CONTROLS</b>							
RCL 5300 Safety System		Basic					
Control valve type (RC) for crane operation		Basic					
Control valve type (-h) for operation of stabilizer legs and beams		Basic					
HDL speed adaptation system		Basic					
<b>OPTIONS: HYDRAULIC EQUIPMENT</b>							
Oil cooler		Option					
High-pressure filter		Option					
Hydraulically extensible stabilizer beam		Option					
Multi-coupling for extra valves in hose guides		Option					
Extra valves in hose guides		Option					
Extra valves in hose reels internally in the jib extensions		Option					
2 or 4 available functions for operating the separate traverse		Option					
1500 kg hydraulic hoist on the crane		Option					
90 l oil tank mounted on the crane		Option					
<b>OTHER EQUIPMENT</b>							
Number of manual extensions		-	3	3	3	2	1
Fixed or variable flow pump		Option					
Work light on crane		Option					
Stabilizer leg, 30°/60° manual swing-up, type R, 0.8-1.3 m		Option					
Manual swing-up stabilizer leg with gas spring		Option					
Biodegradable oil		Option					
Footplate extended 100 mm or 200 mm		Option					



### 180° Swing-Up Stabilizer Leg

Swing-up stabilizer leg to 180° with or without radio remote control.



### Multi-Coupling

A multi-coupling makes it easy and simple to mount and dismount hydraulic accessories.



### Single Link Arm System

The HMF single Power Plus link arm system has an excellent lifting capacity at long reach and works particularly fast when loading and unloading with grab.



### Minimum Space Requirements

Minimum space requirements give you more space on the truck body - and better economy.





**HMF Radio Remote Control type RC**

(Remote Control)

HMF radio remote control provides the operator with all advantages and possibilities for remote control of the crane functions and important safety functions. The crane operator can move in the entire working area and can at any time position himself optimally and safely in relation to the lifting task.

The crane is equipped with the HDL system which automatically adapts the crane speed to the working situation when it is exposed to a lot of stress.



**Extra Valves with Variation**

A well-known and usual hose routing to the end of the extensions means that 1 or 2 extra valves are fed in sturdy hose guides alongside the jib extension system. If further efficient protection of the hoses is required, 1 or 2 extra valves can be fed in internal hose reels and lie particularly well protected. In case of more than 6 hydraulic extensions or a reach of approx. 17 m, 1 or 2 extra valves will be fed in external, smooth-running and efficient hose reels.



**EVS - active Securing of Stability**

HMF's patent pending stability safety system, EVS, is continuously taking into account the current load on the vehicle so that crane and truck are in perfect balance. As the system includes the load on the truck body as a part of the tare weight of the vehicle, it means that you actually obtain a considerably larger working area with a load on the truck body - thanks to EVS.



**Adaptable Stabilizer Solutions**

The stabilizer legs of the crane are to ensure stability - however they still have to be easy to handle and must not take up too much space when not in use. Therefore you can choose between fixed stabilizer legs, manual swing-up stabilizer legs to 180° with gas spring or fully hydraulic swing-up stabilizer legs to 180°. Stabilizer beams can be freely selected as hydraulically extensible or manually extensible, also in connection with the sophisticated EVS stability monitoring.

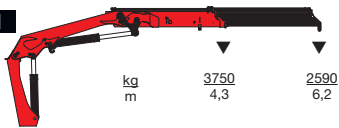


- power to lift

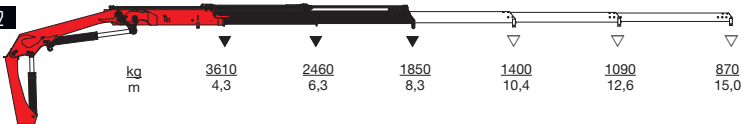


### HMF 1710K-RC

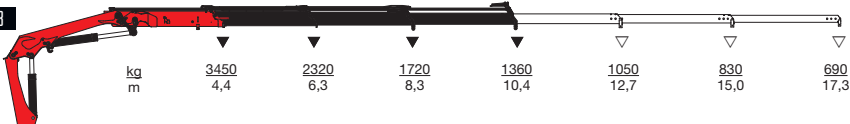
#### HMF 1710-K1



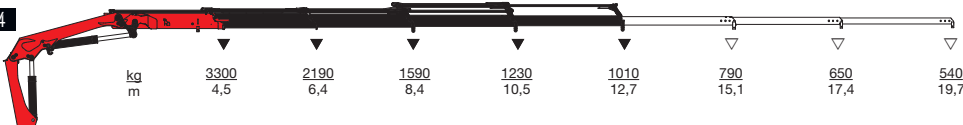
#### HMF 1710-K2



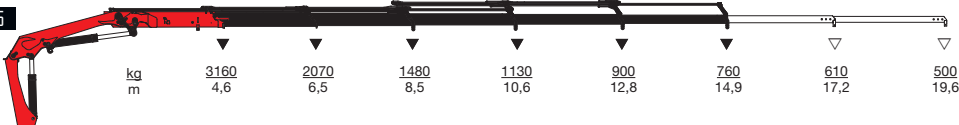
#### HMF 1710-K3



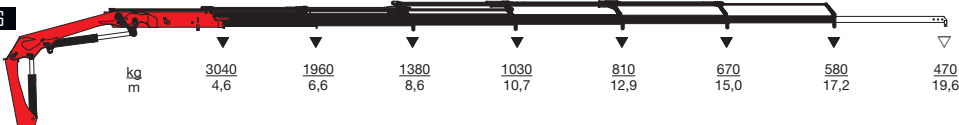
#### HMF 1710-K4



#### HMF 1710-K5



#### HMF 1710-K6



▼ Lifting capacity without manual extensions  
 ▽ Lifting capacity with manual extensions



- power to lift  
**HMF Group A/S**

Oddervej 200 · DK-8270 Højbjerg  
 Tel.: +45 8627 0800 · Fax: +45 8627 0744 · info@hmf.dk

[www.hmf.dk](http://www.hmf.dk)

Z008885-01

We reserve the right to introduce improvements and modifications